

SAFER, CLEANER, & MORE EFFICIENT




Automating the shaping of dough allows one to focus on more profitable and pressing tasks. One can reduce both energy and production costs while simultaneously increasing output. By adding additional moulding plates, one can produce many different products ranging from loaves of bread, hotdog buns, breadsticks, & even bolillos.

Dough Tech's commitment to safety and sanitation can be found in many areas throughout our equipment. such as our removable belt technology that allows the operator to remove the conveyor belt for frequent cleaning. Dough scrapers can be removed in seconds for easy sanitation and infeed hoppers are all equipped with industry-leading safety switches.



Removable Roller Cover



Optional Topside Dough Chute



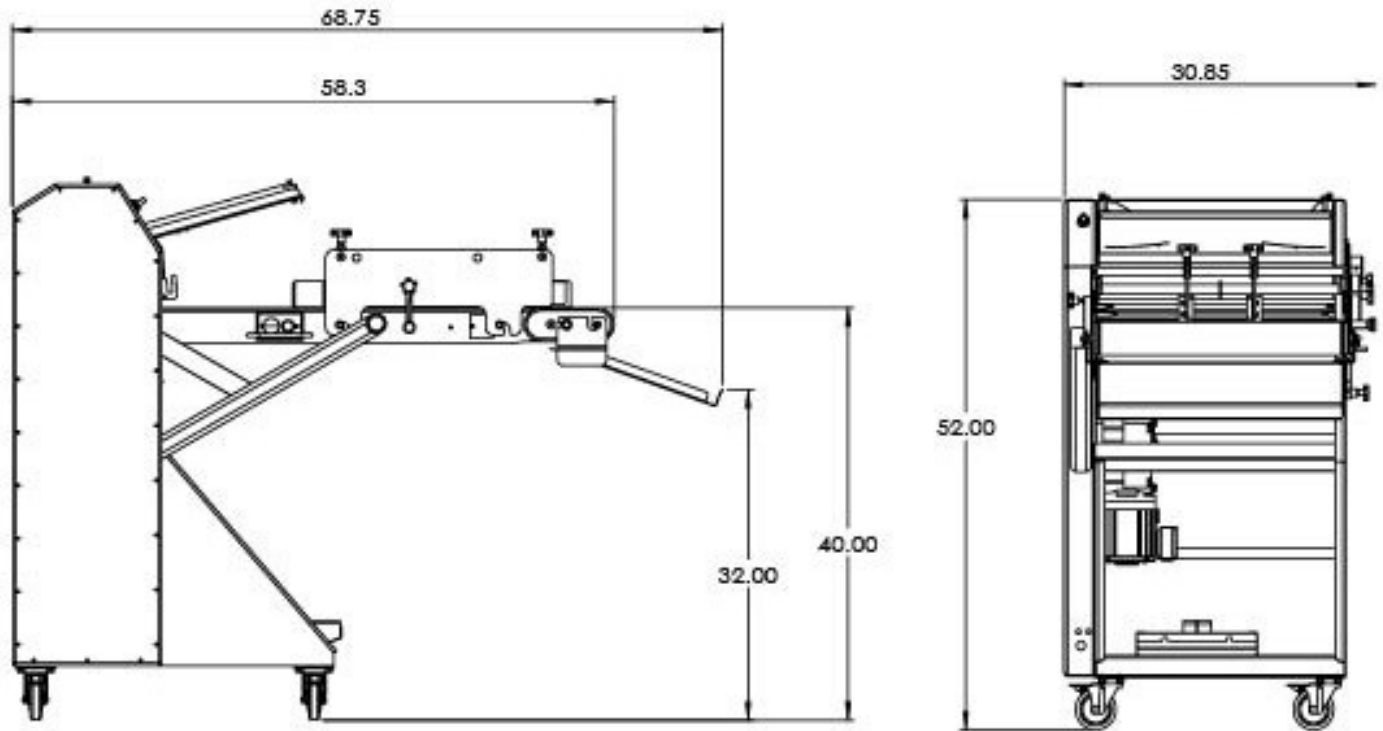
Quick Remove Belt



Adjustable Moulding (1oz - 64oz)

- Sanitary stainless steel construction
- Easy to clean open frame design
- Removable endless conveyor belt, FDA approved
- Removable top cover for easy access to rollers
- No tools are required for disassembly
- Integrated infeed roller safety







SPECIFICATIONS

Machine Weight	Shipping Weight	Freight Class	NMFC Code
480 lbs	650 lbs	Class 85	114440-02

AM2404	4-1/8" Moulding Plate with fabric
AM2405	5" Moulding Plate with fabric
AM2406	6" Moulding Plate with fabric
AM2407	7" Moulding Plate with fabric
AM2408	8" Moulding Plate with fabric
AM2409	9" Moulding Plate with fabric
AM2410	10" Moulding Plate with fabric
AM2411	11" Moulding Plate with fabric
AM2412	12" Moulding Plate with fabric
AM2414	14" Moulding Plate with fabric
AM2416	16" Moulding Plate with fabric
AM2418	18" Moulding Plate with fabric
AM2420	20" Moulding Plate with fabric
AM2406-B	6" Bolillo Moulding Plate, UHMW
AM24CCH	Curling Chain, Heavy (for dough pieces over 8 ounces)
AM24CCL	Curling Chain, Light (for dough pieces under 8 ounces)

Machine Voltages

AM435	120/60/1	230/60/1
Service Current Requirement If Plug Connected	120/60/1 15 Amp.	230/60/1 15 Amp.
Terminal Destination Of Plug	2 Pole 3 Ground Wiring	2 Pole 3 Ground Wiring
NEMA Plug Configuration	5-15P	6-15P
Plug Configuration		
Molded Plug On Cord	Yes	Yes
Plug Straight/Angle	Straight	Straight
Nema Receptible or Connector Configuration	5-15R	6-15R
Power Cord Included	Yes	Yes

Above specifications are subject to change without notice. The information contained herein is correct as of the date hereof. Recommendations or suggestions are made without guarantee or representation as for results

